



Design4Democracy



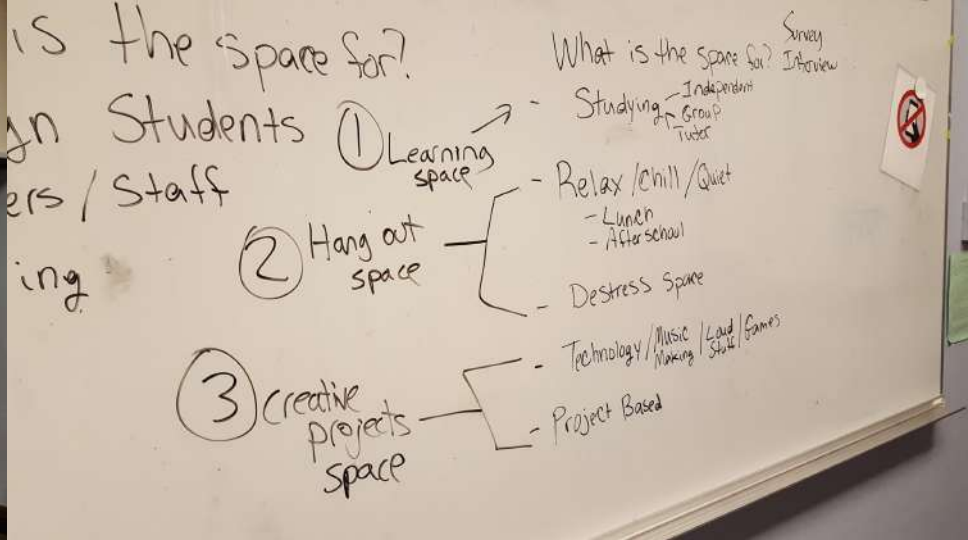
Why are we here?

- Design Students, who were selected through a rigorous selection process
- We were given a challenge by the principal Ms. Beck to redesign the library and make it our own space



The Library






- We picked out ideas and put them in to headings (learning, hangout, and creative spaces).
- We divided ourselves evenly to work on a space.

Learning Space

Motivation

- Usable by the students for studying or attending tutoring
- Allows teachers to use the space to hold their own tutoring sessions
- It gives the students the privilege to use technology
- To remove academic disadvantages

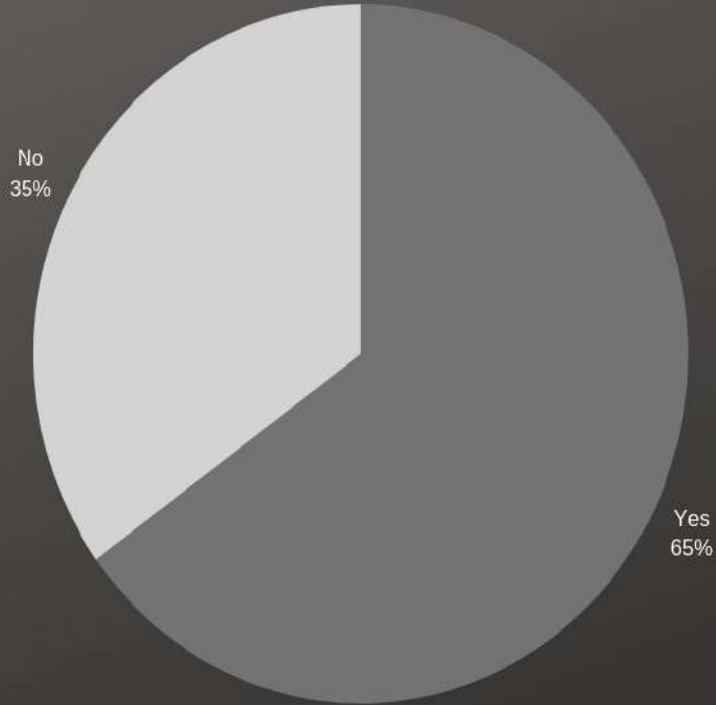


This is what the library looks like currently

Vision



Research



Do Students use the library to study?

FACTS

- Our survey showed that students study with friends but some also prefer to study alone
- Many people use the library to catch up on work and assignments
- There is a huge preference to study with technology among the survey takers

Exemplary Quotes

"Yes, I go there(Library) multiple times a week to extend my knowledge on a subject I need more help in"

"Yes, I've used the library this year. I've been using the library for tutoring after school"



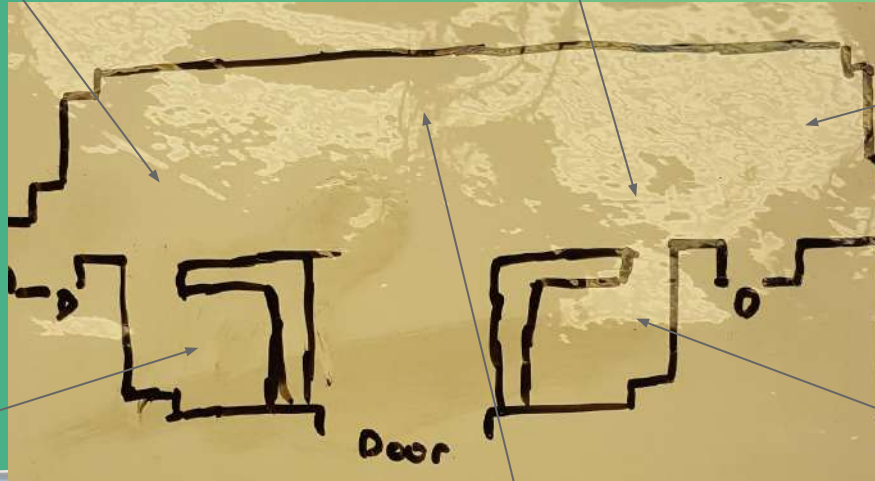
This space is a technology enhanced and furniture based on cooperation



Space based on group studying



Space for both group and individual studying



The furniture serve more than one purpose (the couch with tables)

This space provides acoustic insulation



This whiteboard is a huge example of social cooperation



Impact

- To allow new and current students a space to help them in their academic work (GPAs, SAT scores)
- It allows teachers to learn about specific weaknesses about students, they could incorporate that during normal class time.
- Allow students to have access to technology
- This space will allow you to study for anything in general.



Creative Project Space

Janet, Nga, Xiaoying, Esau

Motivation

- ❖ Allow students to express their creativity
- ❖ Recent and future design students
- ❖ Allow access to arts and craft, editing software and other opportunities
- ❖ Many art design students don't have access to craft materials.
 - Green screens, editing software, paint, etc.
- ❖ As a design student we would love to have access to a creative space!



Research

“Digital art,
drawing/sketching,
painting...”



“Drawing
graphic
novels”

- ❖ Had 69 survey results for indoor hobbies and found..
 - Art was the second most identified activity within the Senn community
 - Art ranged from digital to music to making clothes

“Playing
guitar and
drawing”

“I love to paint,
draw, make
clothes...”




6. Rearrangeable tables and chairs in the center


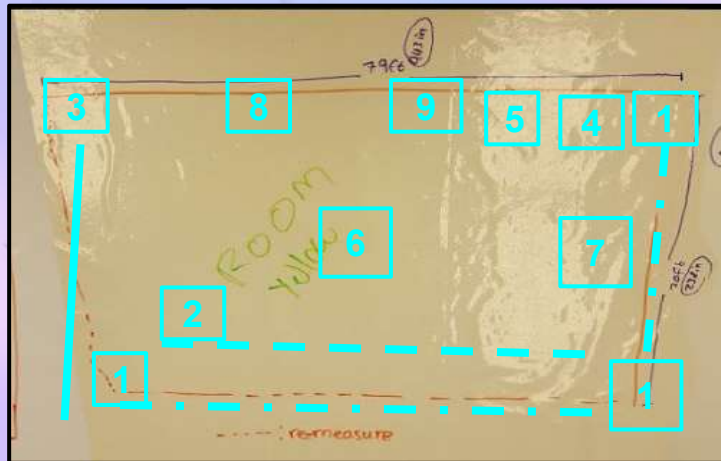


8. Blank Screen around corner of the room

9. Mural on wall



3. Flip Down Wall Art Tables against wall



5. 3D printer on table in corner



4. Large printing machines



7. Mini studio on opposite side of art tables



2. Computers against wall



1. Whiteboard walls



Green/white screen

The image is a top-down floor plan of a room with a grey and white zigzag patterned floor. The room is rectangular with blue walls. At the top, there is a long white rectangular area labeled 'Green/white screen'. Below it, a horizontal row of three white rectangular tables with chairs is labeled 'Rearrangeable tables and chairs'. To the left of this row, a vertical area is labeled 'Tables for arts and crafts'. In the center, another horizontal row of three white rectangular tables with chairs is labeled 'Computers'. At the bottom, a horizontal row of three white rectangular tables with chairs is labeled 'Computers'. On the right side, there is a vertical area labeled 'Keyboards (mini studio)'. At the bottom right, there is a vertical area labeled 'White board'. At the top right, there is a rectangular area labeled 'This space will be used for the 3d printer and the poster printer'. At the bottom center, there is a horizontal area labeled 'White board'. At the top center, there is a rectangular area labeled 'Murals'. The room has a doorway on the left side and a doorway on the right side. There are also some small rectangular areas on the right side, possibly for storage or equipment.

Murals

This space will be used for the 3d printer and the poster printer

Tables for arts and crafts

Rearrangeable tables and chairs

Computers

Keyboards (mini studio)

White board

White board

Impact



- ❖ Allow students to work on projects other than 3D printing.
- ❖ Find out what their creative side can offer.
- ❖ Unique hobbies to be explored for different students.
 - Photography, music making, sewing, etc.
- ❖ These hobbies can affect future job careers.
 - Photographer, singer, fashion designer, etc.

Relax and Hang Out Area



Motivation

Make friends!



Relax

Play



Be Happy!



Interactions



GameS



Research

How students like to relax:

- 40% video games
- 27% listening to music



Devices students use when relaxing:

- 47% laptops
- 88% phones

Furniture for relaxing:

- 22% beanbag chairs
- 58% couch/sofa



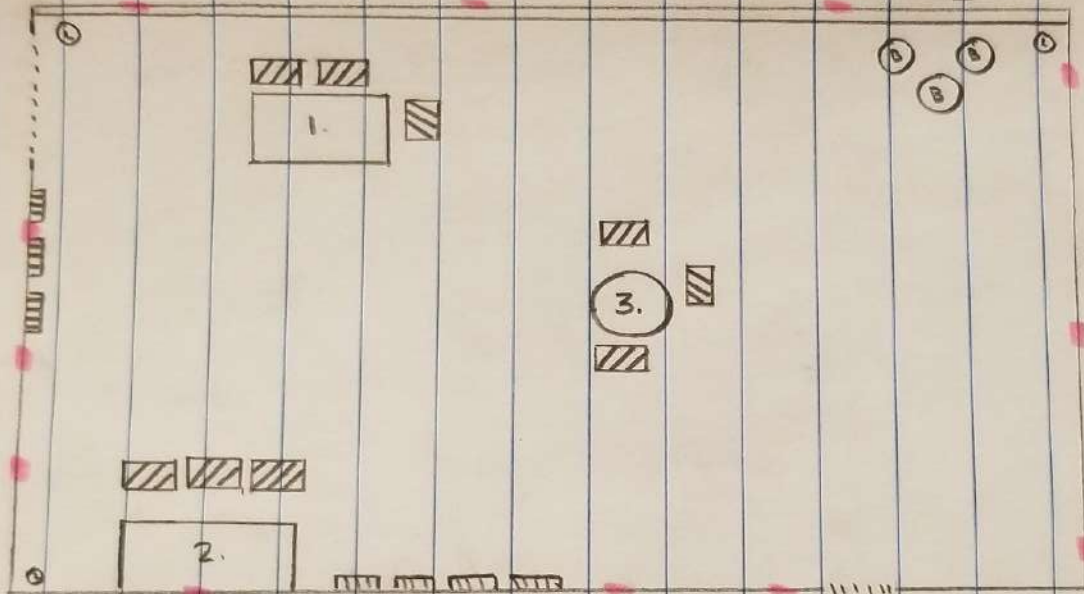
Vision

Hang out Center Floor Plan

done by Finn Conley

Window - 36ft x 1.2ft

36ft



⊙ - Lamp - 12 in x 12 in

ⓑ - Bean Bag chair - can vary in size

▨ - chair - 2ft x 1ft

⋯ - Shelves - 1.5ft x 6 in

(---) - open doorway - 5ft

(|||||) - door - 3ft

2. - media center stand - 6ft x 3ft

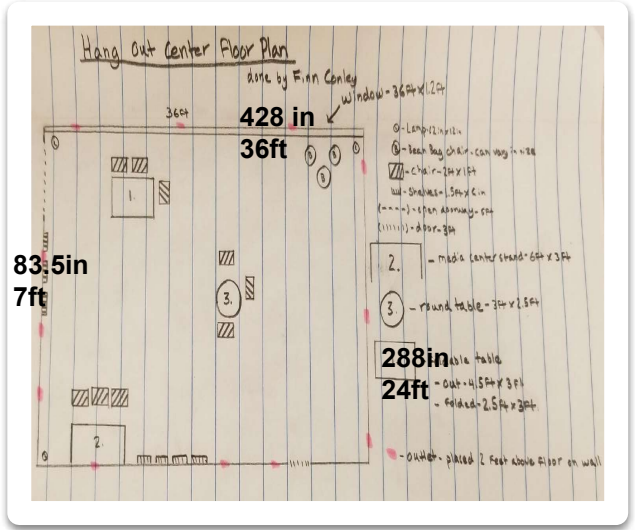
3. - round table - 3ft x 2.5ft

1. - foldable table
- out - 4.5ft x 3ft
- folded - 2.5ft x 3ft

● - outlet - placed 2 feet above floor on wall

~Relax and Chill Mood Board~

~Color palette of the wall



~Gaming cafe theme



~Natural Lighting



~Tables and Board games for people to play with



~Gaming Chair



~Dry erase board wall



~TV setup for students to allow students to play on the consoles.

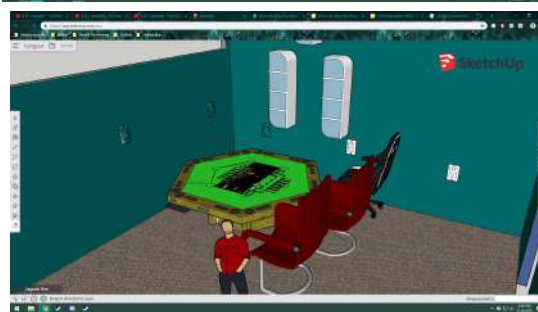
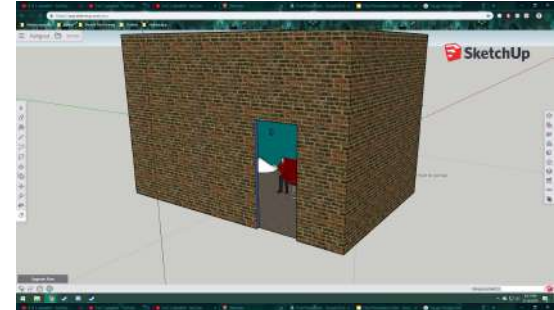
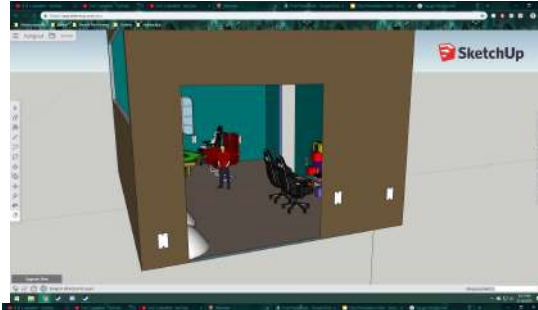
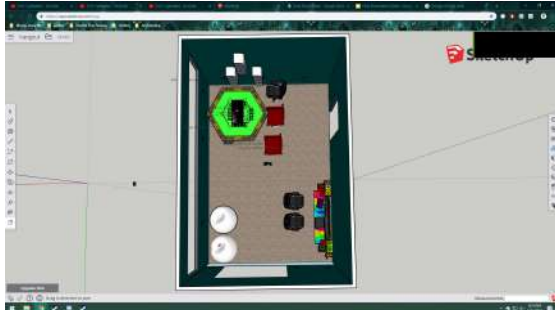


~Outlets in tables for people to charge their phones



~Transformable Furniture


~3D Model~



Please ignore the tiny man and placement of window, as it makes everything look out of scale (which in fact it is not, just an optical illusion.)

Impact

- Happy and relaxed students
- More interaction between students
- A fun, new and exciting area that is fresh to Senn
- Less stress and worries
- Both mood and work will improve
- A stronger community



THANKS
— FOR —
LISTENING

ANY
QUESTIONS?